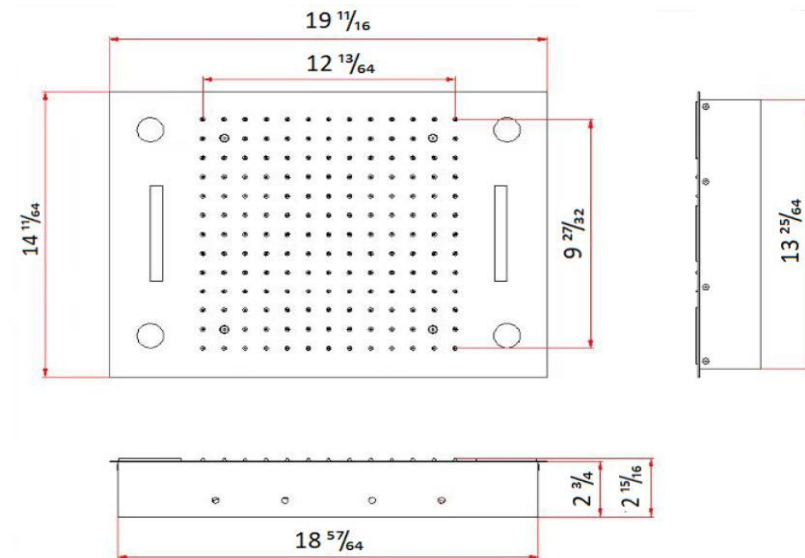


Attention:

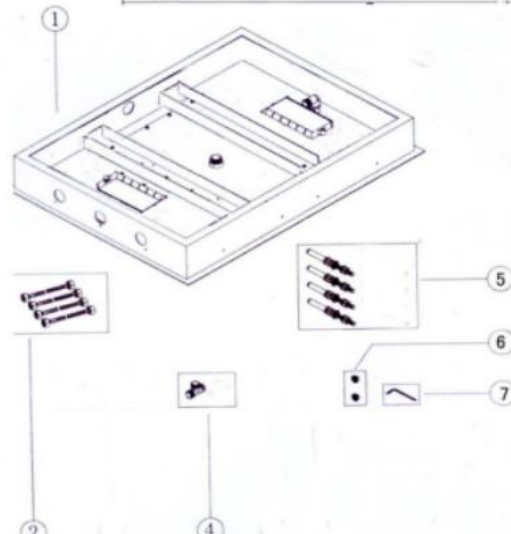
1. opened packages, check the goods if everything is ok.
2. check the size of connector and the thread size of watertube connector in wall.
3. cleaning watertube before install
4. pay attention to temperature, don't over than 70°C
5. water pressure : 0.1mpa~0.6 mpa

Dimension:inch

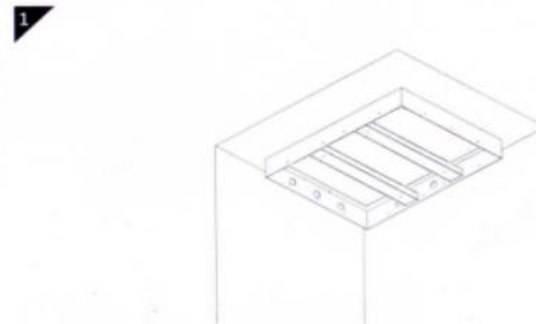


shower head lists

Nos.	lists	Qty
1	shower head	1
2	300mm showerhose	4
3		
4	Tee joint	1
5	Expansion bolt	4
6	G1/2 凸 filter net	2
7	H4 inner hexagon	1



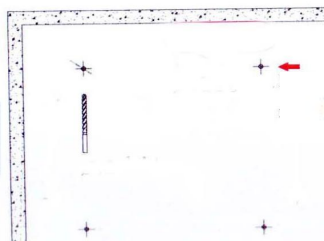
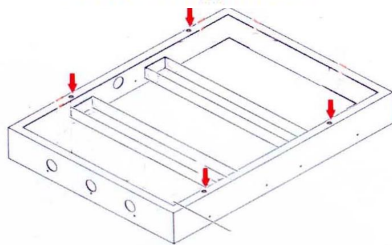
installation



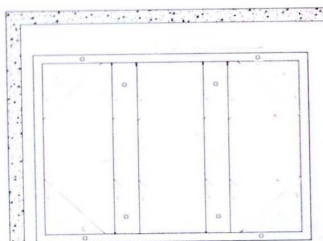
Step1:
According to the size of shape on the mounting bracket, check the location of the installed in ceiling.

2

4 mounting holes



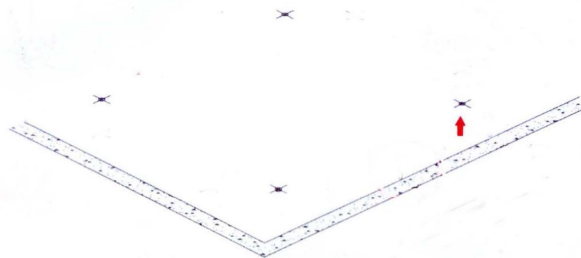
4 mounting holes



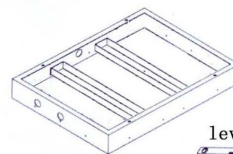
Step2:
According to the 4 mounting holes on the mounting bracket, use electric drill play mounting holes.

2

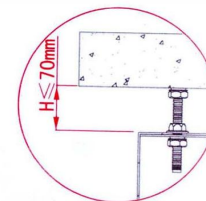
3



4

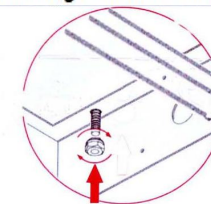
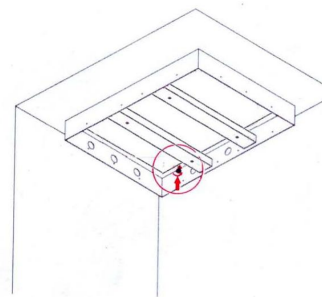


level



Step3:

Through the two hexagonal nuts adjust the distance between the mounting bracket and the ceiling, and keep the mounting bracket on level.

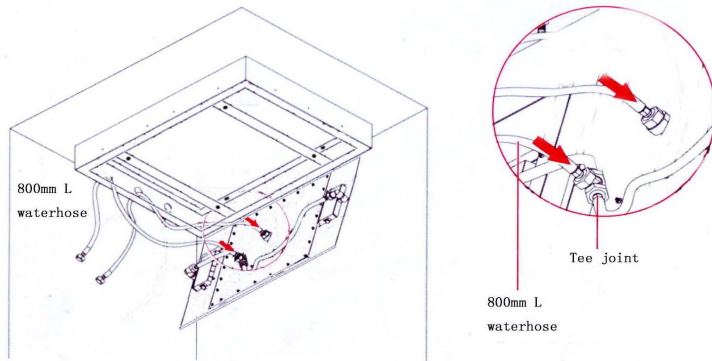


Step4:

Using explosion screw fixed mounting bracket on ceiling, pay attention to the explosion screw can adjust the height, and use level adjust the mounting bracket to level.

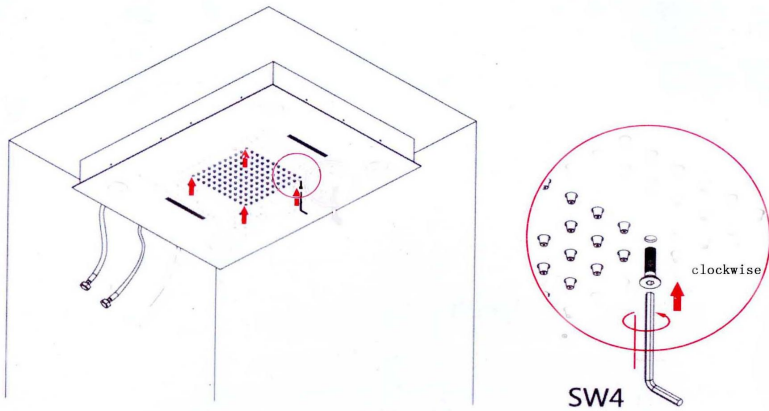
5

7

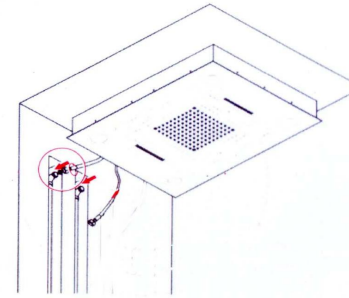


Step 5:
 Connect 1pcs water hose to 1pcs tee joint and G1/2", G1/2" joint in the middle, then put another side of the shower hose through the hole of shower head side

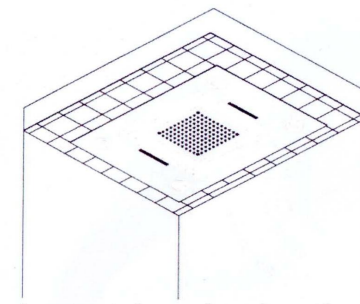
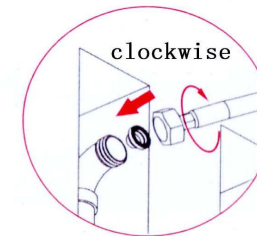
6



Step 6:
 Install the decorative panel, use SW4 hexagon wrench tighten 4 screws



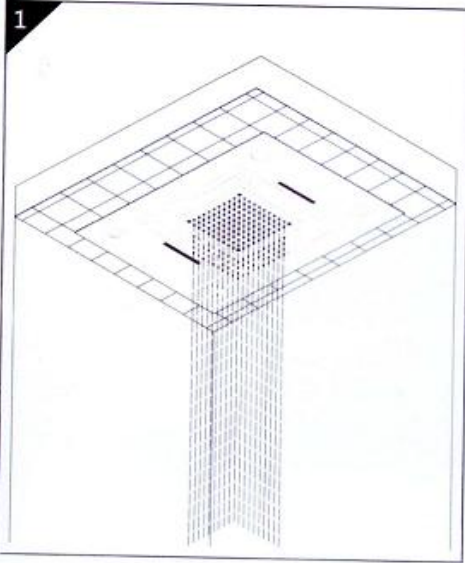
Step 7:
 Connect with the watertube in wall



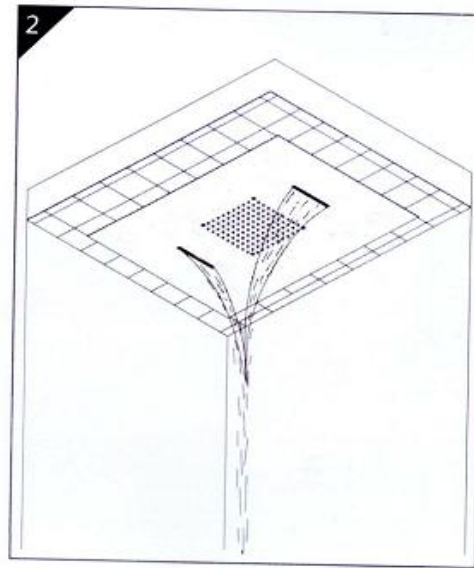
Note: 1 before connect water hose and watertube, cleaning the pipes, prevent impurities from water pipes clogging flower is aspersed when connect watertube, put a G1/2 凸 filternet in water hose, filtering impurities

Step 8:
 Connect 2 waterhose in the watertube in-wall

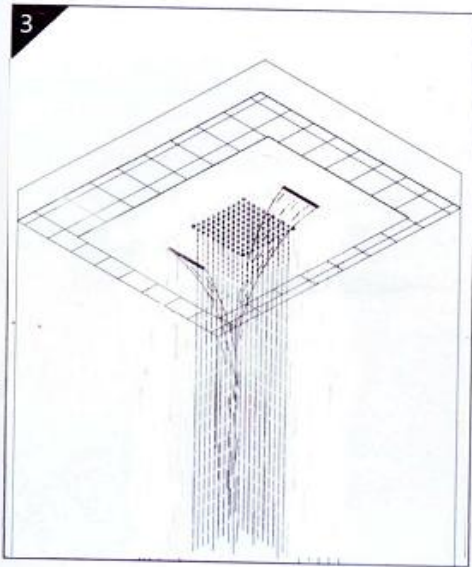
FUNCTION



rainfall



waterfall



rain, water

Please note:

In order to prevent the sundries from blocking off water pipes, need to clean water hoses before use the shower system